



GRADE VI
HOLIDAYS HOMEWORK
SESSION 2026-27

Reconnect with your Inner Self

Dear Parents,

Jai Hind!

At Mayor World School, we believe that education is a blend of academics, values, and innovation.

The holiday homework has been thoughtfully designed to unleash children's creativity and keep them meaningfully engaged in the spirit of learning. Moreover, the summer guidelines are simple yet meaningful steps to nurture empathy and responsibility. By encouraging each child to pursue an artistic activity of choice, we aim to foster joy in self-expression, reflection, and sharing.

With your support, these practices will help our students grow into compassionate, responsible, and imaginative individuals.

Summer Guidelines

- ✓ Keep Water Containers.
- ✓ Place clean water container outside your homes to help stray animals and birds stay cool and hydrated during the hot weather.
- ✓ Stay hydrated.
- ✓ Drink plenty of water throughout the day. Carry a water bottle whenever you go out.

Extend empathy

- ✓ Be kind to people, animals, and the environment. Small acts of care - like feeding birds or helping neighbours - make a big difference.
- ✓ Avoid wastage
- ✓ Use resources wisely. Do not waste food, water or electricity.
- ✓ Protect yourself.
- ✓ Wear light cotton clothes, use sunscreen, and avoid going out in the scorching midday sun.

Mandatory Activity

Awaken your Inner Artist

During the summer holidays, each student is expected to engage in one creative activity of their choice - such as painting, music, singing, dance, craftwork, or any other area that interests them.

Paste a picture of yourself doing the activity chosen in your English notebook. Bring your creative work to the School to show to your Grade In charge after the vacation (if singing and dancing chosen then record and bring in a pen drive).

Warm regards,

Mayor World School

ENGLISH

GENERAL INSTRUCTIONS:

- Completion: All tasks are compulsory and must reflect creativity, originality, and a deep understanding of the novel.
- Submission: Tasks 2 and 3 must be emailed to your respective English teacher by the due date.
- Teacher Email (Grade VI B & VI D): mws.gurpuneet@gmail.com
- VI A and VI C: bchbch14@gmail.com

PART I: NOVEL STUDY- THE MAGIC OF THE LOST TEMPLE

Overview: Read Sudha Murty's novel carefully. Pay close attention to Noonni's adventures, village traditions, lifestyle, historical discoveries, and core values.

Task 1: Noonni's Travel Diary (Notebook/Diary Activity)

Imagine you are Noonni's travel partner. Create a vibrant, creative Travel Diary in your English Holidays Notebook.



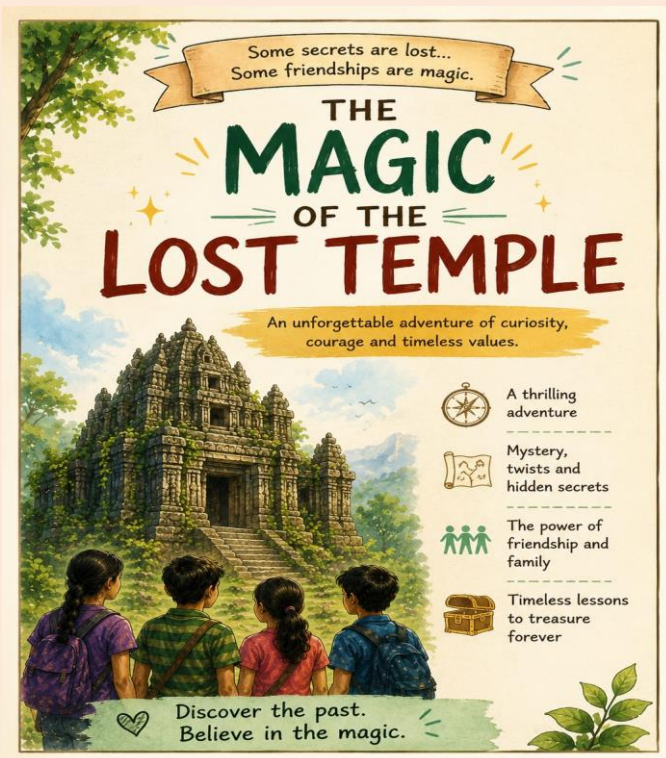
Must Include:

- Description of Somanahalli village (lifestyle, food, culture, and traditional dress).
- Profiles of interesting villagers and their unique personalities.
- Your favourite moments and highlights from the story.
- Visual elements: Maps, sketches, drawings, or symbols of the journey.
- Creative Criteria: Decorate your diary with borders, doodles, mini sketches, labels, and colourful headings to make it look realistic, authentic, and engaging.

Task 2: Digital Brochure (Canva Activity)

Design a colourful travel brochure for Somanahalli village using Canva or any other digital design platform.

Must Include:



- A catchy, creative title.
- Key highlights: Famous spots, traditional lifestyle, food, and culture.
- Historical importance and discoveries related to the stepwell.
- Compelling reasons why tourists should visit the village.
- Design Tips: Keep the layout neat, use short/meaningful descriptions, choose attractive colour palettes, and ensure high-quality visuals.

Note: Save the final brochure strictly in PDF format to attach in Task

Task 3: Email Writing (Digital Submission)

Write a formal email to your English teacher sharing your book reading experience and attach your digital brochure.

Your Email Must Include:

- A clear, professional subject line.
- Your favourite part of the novel and what you enjoyed about Nooni's journey.
- Core values or life lessons you picked up from the story.
- A brief recommendation explaining why others should read this book.

Submission Checklist:

- Written in a correct formal email layout.
- Digital brochure attached cleanly in PDF format.
- Sent directly to the designated teacher email ID.

PART II: INTEGRATED GRAMMAR WORKSHEET

HOLIDAY HOMEWORK WORKSHEET

ENGLISH GRAMMAR – ADJECTIVES, QUANTIFIERS and VERBS

Name: _____ Class: _____ Roll No.: _____

Instructions:

1. Attempt all questions neatly.
2. Read each question carefully before answering.
3. Paste the worksheet neatly in your English notebook and attempt all the answers carefully.

A: Identify the Adjectives and tell its kind.

1. The brave soldier fought fearlessly. _____
2. These mangoes are very sweet. _____
3. I have four pencils in my bag. _____
4. There is some juice in the bottle. _____
5. Which dress do you like the most? _____
6. Her brother is an intelligent student. _____
7. My grandfather tells interesting stories. _____
8. Those flowers look beautiful. _____
9. Several players participated in the match. _____
10. What colour is your new bicycle? _____

B: Fill in the Blanks with the Correct Quantifier.

(Use: a few, few, the few, a little, little, the little, much, many, enough, both)

1. There are _____ chairs in the room, so everyone can sit comfortably.
2. I have _____ friends in this town.
3. There is _____ milk left in the refrigerator.
4. _____ information available was useful.
5. She has _____ patience to handle difficult situations.
6. _____ sisters are studying in the same school.
7. Only _____ students completed the assignment on time.
8. We need _____ more sugar for the cake.
9. How _____ books have you read this month?
10. There isn't _____ water in the tank.

C: Choose the Correct Option

1. I have _____ oranges in my basket. a) much b) many c) little
2. _____ of the boys were absent today. a) Both b) Few c) Much
3. There is _____ hope of success if we do not practise. a) little b) many c) both
4. We have _____ food for the guests. a) enough b) many c) few
5. She drank _____ water after the race. a) much b) many c) both
6. I know _____ words of French. a) a few b) much c) little
7. _____ books on the shelf belong to me. a) These b) Much c) Few
8. There are _____ mistakes in your notebook. a) few b) much c) little

D: Degrees of Adjectives

1. Write the Comparative and Superlative forms of 'tall'. _____
2. Write the Positive and Superlative forms of 'better'. _____
3. Write the Comparative and Superlative forms of 'beautiful'. _____
4. Write the Positive and Superlative forms of 'smaller'. _____
5. Write the Comparative and Superlative forms of 'happy'. _____
6. Mount Everest is the _____ mountain in the world. (high)
7. Riya is _____ than her sister. (tall)
8. This is the _____ painting in the gallery. (beautiful)
9. Today is _____ than yesterday. (hot)
10. Rahul is the _____ player in the team. (good)

E: Identify Main Verbs and Helping Verbs

1. She is singing a song. _____
2. They have completed the project. _____
3. We were playing football in the ground. _____
4. The baby slept peacefully. _____
5. I can solve this problem. _____
6. The train has arrived at the station. _____
7. He writes neatly. _____
8. You should obey your parents. _____
9. The children are dancing happily. _____
10. She will visit her grandparents tomorrow. _____

F: Circle the Verb and State Whether It Is Transitive or Intransitive

1. The carpenter made a table. _____
2. The dog barked loudly. _____
3. Anita wrote a letter to her friend. _____
4. The river flows swiftly. _____
5. The chef cooked delicious food. _____
6. The athlete ran fast. _____
7. The boy broke the window. _____
8. The child smiled happily. _____
9. We planted trees in the garden. _____
10. The bell rang suddenly. _____

☞ **Happy Holidays & Happy Reading!** ☜

हिंदी

1) घर की अनुपयोगी वस्तुएँ जैसे (बटन ,कागज ,अखबार ,गत्ते के डिब्बे) आदि चीजों से कोई एक उपयोगी वस्तु तैयार कीजिए और उसका चित्र अपनी कक्षा कार्य की कॉपी में चिपकाएँ।

2) कोष्ठक में दिए गए मुहावरों में से सही मुहावरा चुनकर रिक्त स्थान भरिए —

(नाक कटना, नौ दो ग्यारह होना, आँखों का तारा, कान भरना, दाल न गलना)

क) रीना अपने माता-पिता की _____ है।

ख) चोर पुलिस को देखकर _____ हो गया।

ग) झूठ बोलने से उसकी _____ गई।

घ) मेरे खिलाफ किसी ने अध्यापक जी के _____ दिए।

ड) यहाँ तुम्हारी _____ वाली नहीं है।

नोट:- ग्रीष्मावकाश कार्य अपनी हिंदी की उत्तर पुस्तिका पर कीजिए।

ਪੰਜਾਬੀ

- ਘਰ ਵਿੱਚ ਆਪਣੇ ਮਾਤਾ ਜੀ ਨਾਲ ਕੋਈ ਦੇ ਪੰਜਾਬੀ ਪਕਵਾਨ ਜਿਵੇਂ ਕਿ ਲੱਸੀ, ਪਰੋਠਾ / ਰੋਟੀ, ਸਬਜ਼ੀ ਬਣਾਓ ਤੇ ਉਸਦੀ ਵਿਧੀ ਤੇ ਸਮੱਗਰੀ ਨੂੰ ਆਪਣੀ ਕਾਪੀ ਵਿੱਚ ਲਿਖੋ।
- ਆਪਣੀ ਛੁੱਟੀਆਂ ਦੀ ਉੱਠਣ, ਖੇਡਣ ਸੌਣ, ਖਾਣ ਪੀਣ ਦੀ ਇੱਕ ਸਮਾਂ ਸਾਰਨੀ ਬਣਾਓ।

MATHEMATICS

Important Instructions:

- Worksheet must be solved in Mathematics notebook neatly and clearly.
- Keep your work well organised and presentable.

Q1. Multiple Choice Questions:

1. Which of the following is a valid supercell in the given row?

842	910	765	780	699
-----	-----	-----	-----	-----

- a)910 only. b)765 only. c)780 and 910. d)None of these
2. If there are 11 cells in a row, then maximum number of supercells possible is
- a) 3. b)4. c)6 d)5
3. Range of data with maximum value 35 and minimum value 13 is:
- a)14. b)22. c) 32. d) 48
4. Using the tally marks ,which one of the following represents the number 7?
- a)|||| b) ||| c) ~~||||~~ || d) none of these

Q2.Fill in the blanks

- The data represented in the form of pictures is called _____.
- The largest palindromic number between 800 and 900 is _____.
- Two adjacent cells _____ be supercells.
- The data can be arranged in a tabular form using _____ marks.

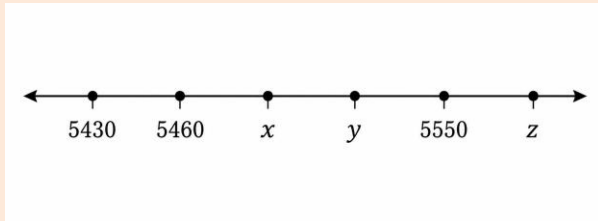
Q3.Short answer type questions

- How many total number of 5 digit numbers are there?

2. Colour the supercells.

1234	4532	3256	3998	4321
2345	2331	4658	1008	1198
2305	2334	2143	2276	2189
2136	4500	2190	3579	4008

3. Identify the numbers marked on the number line below, and find $z+x-y$.



4. What is the largest 5 digit number with the non zero digits whose digits add up to 17.

5. Generate a palindrome from number 78.

6. Apply Kaprekar's routine on the number 2858.

7. Make the Collatz sequence by starting with the number 48.

8. What can be the previous number in the Collatz sequence to 70?

9. Convert the following time from 12 hours format to 24 hours format.

- i) 03:00pm. ii) 11:30am. iii) 12:25am. iv) 12:25pm

10. The time spent on internet (in minutes) by 30 students after school in a week is given below. Represent the information in tabular form using tally marks and answer the following questions :

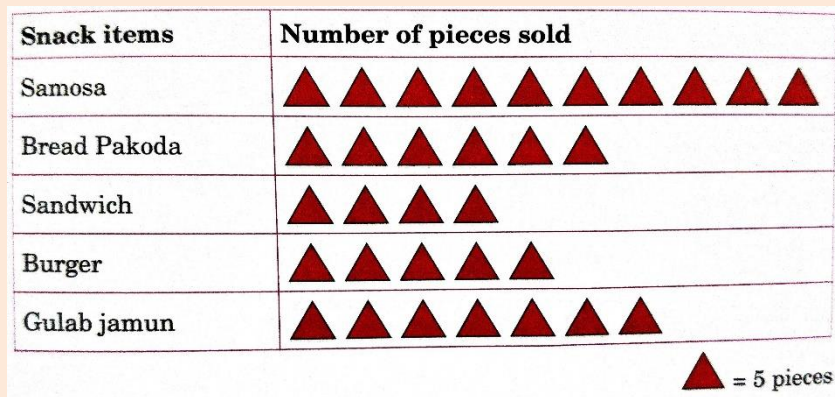
10	20	25	15	10	30
25	30	10	15	60	25
10	60	25	20	30	30
60	15	15	25	15	30
25	30	30	30	20	25

i) How many students spent more than 30 minutes on the internet?

ii) How many students spent less than 15 minutes on the internet?

iii) How many students spent less than 60 minutes on the internet?

11. The number of snack items sold on a particular day in a sweet shop is shown in the following pictograph:




i) If one burger costs ₹70 and one bread pakoda costs rupees 15, find the total cost of both items.

ii) How many more samosas were sold than sandwiches?

iii) Which is the least sold item on that day?

12. The sale of electric bulbs on different days of a week is shown below.



Observe the pictograph and answer the following

i) On which of the days number of bulbs were sold at most 14?

ii) On which day were the maximum number of bulbs sold and how much?

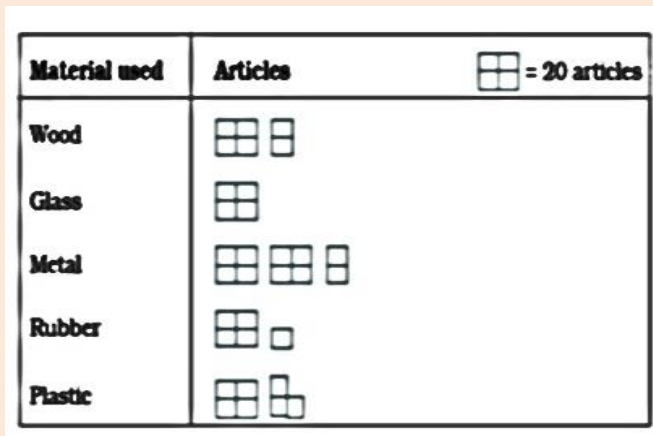
iii) On which of the days number of bulbs were sold at least 10?

iv) If one big carton can hold 21 bulbs. How many cartons were needed in the given week?

v) Find the total number of bulbs sold in a week?

vi) If the one bulb was sold at the rate of ₹ 10, what was the total sale on Sunday?

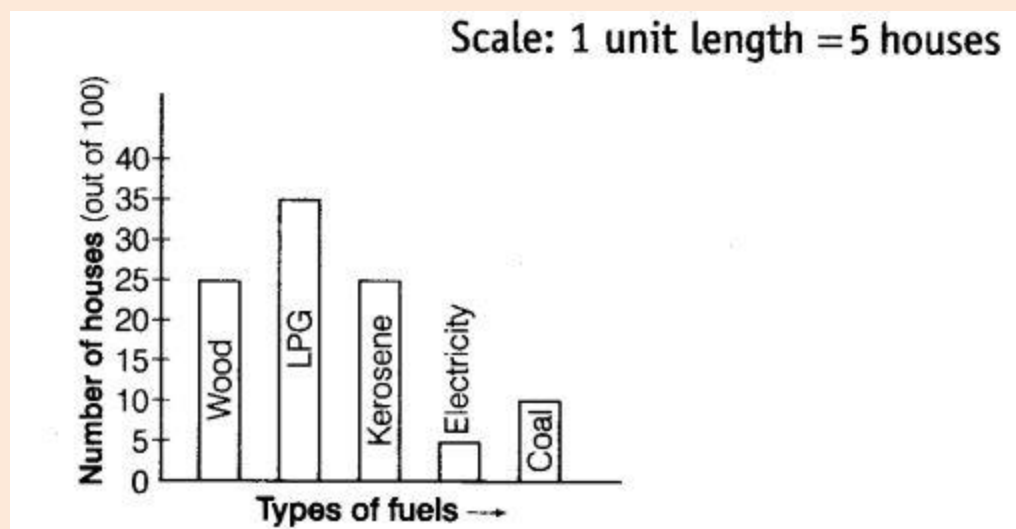
13. Students of class VI in a school were given a task to count the number of articles made of different materials in the school. The information collected by them is represented as follows:



Observe the pictograph and answer the following questions:

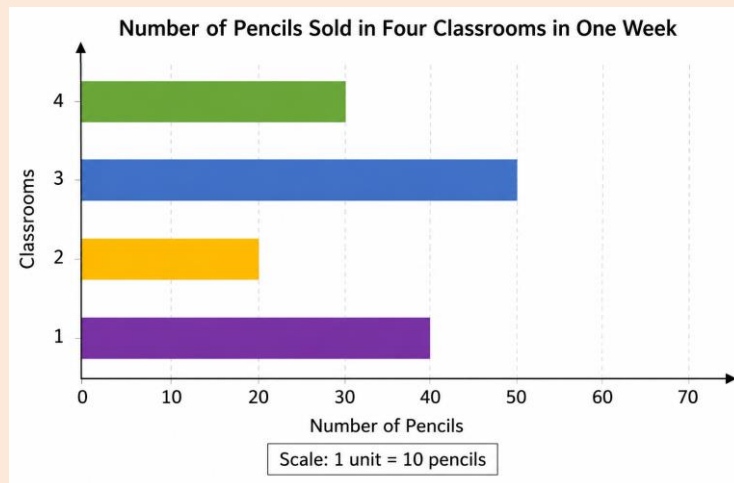
- i) Which material is used in maximum number of articles?
- ii) Which material is used in minimum number of articles?
- iii) Which material is used in exactly half the numbers of articles as those made up of metal?
- iv) What is the total number of articles counted by the students?

14. The following bar graph shows the number of houses (out of 100) in a town using different types of fuels for cooking. Read the bar graph and answer the following questions:



- i) Which fuel is used in maximum number of houses ?
- ii) How many houses are using coal as fuel ?
- iii) Suppose that the total number of houses in the town is 1 lakh.
From the above graph estimate the number of houses using electricity.

15. A horizontal bar graph represents the number of pencils sold in 4 classrooms in one week.



i) List the number of pencils sold by each class in frequency table.

ii) Convert the bar graph into a pictograph using an appropriate symbol, where one symbol = 6 pencils)

16. The following table shows the type and number of stationary items sold by a shopkeeper in a week. Represent the given data using a bar graph.

Stationary items	Pen	Pencil	Eraser	Notebook	Ruler	Sharpener
Number of items sold	650	850	700	550	250	300

17. The table shows the distance of 5 cities (in km) from Delhi. Draw a bar graph to represent the data.

City	Bengaluru	Mumbai	Chennai	Gujarat	Kolkata
Distance from Delhi (in km)	2100	1300	1700	1100	1500

Answer the following questions

i) Which city is farthest from Delhi?

ii) Which city is nearest to Delhi?

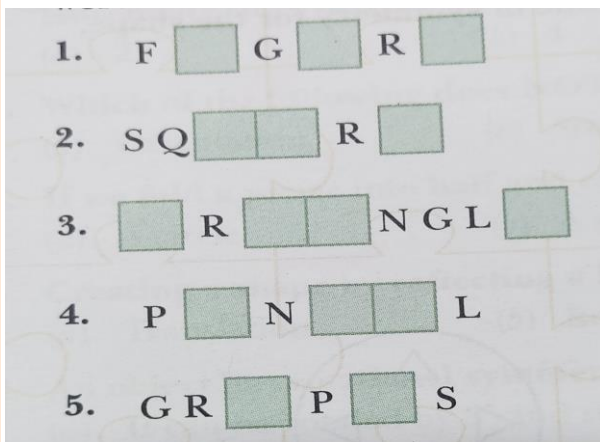
18. Complete the following frequency distribution table.

Frequency Distribution of Sports

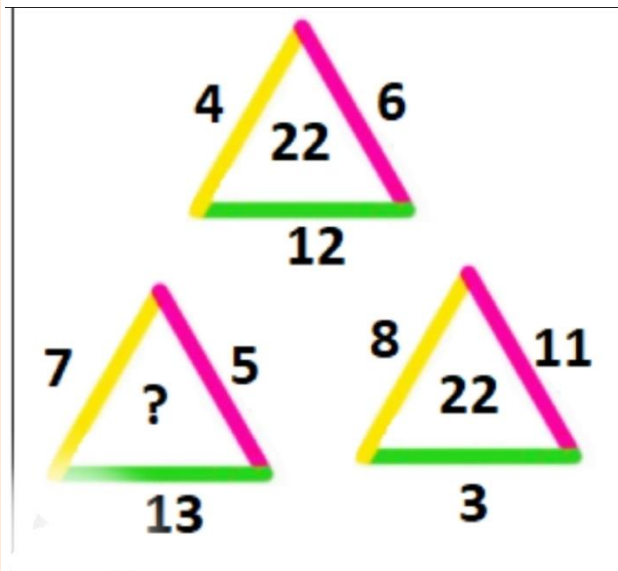
Sports	Tally Marks	Frequency (Missing)
Cricket		_____
Football	_____	9
Basketball		_____
Badminton		_____
Tennis	_____	3
Hockey		_____
Total		24

Puzzle time

19. Use only capital letters with at least one line of symmetry to complete the boxes and make meaningful words.



20. Find the missing number.



“Become a Food Detective and uncover the hidden secrets inside your favorite packaged food!”

Objective:

To explore and understand the nutritional value, ingredients, preservatives, and health effects of packaged food items.

What You Have to Do:

Choose **any ONE packaged food item** such as:

- Chips
- Maggi
- Ketchup
- Biscuits



Instructions:

1. Take an **A3 size chart paper**.
2. Carefully remove or cut out the **food label/packet or take the picture of food label** and paste it neatly on the chart.
3. Create the following sections creatively with colours, drawings, or borders.

Your NutritiQuest Should Include:

1□. Food Item Details:

- Name of the product
- Brand name
- Picture or label pasted

2□. Ingredient Hunt

Write all the ingredients mentioned on the packet.

3□. Nutrition Analysis

Record the nutritional information given on the label such as:

- Calories/Energy
- Carbohydrates
- Protein
- Fat
- Sugar
- Fibre
- Vitamins or minerals (if mentioned)

4□. Preservative Detective

- Identify any preservatives, artificial colours, or flavour enhancers used.
- Write whether they are healthy or should be consumed in moderation.

5□. Healthy or Unhealthy?

Analyse the food item and answer:

- Is this food nutritious?
- Can it be eaten daily?
- What are its advantages and disadvantages?

Conclusion Corner

Write a short conclusion (5–6 lines) on:

- What you learnt from this activity
- One healthier alternative you would suggest

SOCIAL SCIENCE

We have designed your Social Science Holiday Homework to help you learn creatively while exploring our rich culture and important life skills. Please complete all tasks neatly in your notebook.

1. Character Reflection Activity

Choose one character from the Ramayana or Mahabharata. Write about:

- The qualities of that character
- Why those qualities inspire you
- How you can apply those qualities in your own life.

2. India - Map and Cultural Exploration

- On an outline map of India, label all the States of India.
- In your notebook, write the capitals of all the states.
- Choose any five states of your choice and write about:
 - Famous festivals
 - Popular cuisine
 - Traditional attire

3. Emergency Helpline Awareness

- Prepare a list of important helpline numbers used during emergencies (for example: Police, Ambulance, Fire Brigade, Women Helpline, Child Helpline, Disaster Management, etc.).

Instructions:

Complete all work neatly in your Social Science notebook.

- i The work should be done in own handwriting with proper headings.
- ii Colour the map carefully.
- iii Submit your work on time after the holidays.
- iv Original work will be marked.

Readymade work will lead to deduction of subject enrichment marks.

FRENCH

Q.1 – Alphabet Drawing Activity

Draw and colour, any 10 French alphabet pictures from the chapter.

Example:


A – âne

B – batte


Write the French word neatly below each drawing.


Q.2– Count and write


Paste or draw pictures of objects and count them in French.


 = _____

 = _____

 = _____

 = _____

 = _____

 = _____

 = _____

 = _____

Q.3 –Creative project

Make any ONE:

- French alphabet puzzle (VI A)
- Number wheel (VI B)
- Mini Dictionary (VI C)
- Memory game (VI D)

Use waste material creatively.

Q.4 –Fill in the Missing Letters:

1. A _ e
2. d _ uphin
3. po _ me
4. élép _ ant
5. so _ e _ l