




— In collaboration with —
Mayo College, 1875 AD

MAYOR WORLD SCHOOL
inspiring excellence



HOLIDAY HOMEWORK GRADE NURSERY



Name-.....



SUMMER

**Lie back on the fresh cut
grass and look up to the sky**



**Summer sunshine warms my
face as butterflies fly by.**



**I rest my head think about the
things that make me smile**

**Summer sunshine always
makes the words so nice and
bright.**

**Thank you summer for the sun
and all the reasons why summer is
the best of all the seasons that
go by.**



Dear Parents,
Vacation is a time to reinvigorate and revive. However the duties of a student must not be forgotten either. A balance, therefore between, recreation and work must be found to ensure a break that is productive as well as relaxing.



Holidays are meant for enjoyment and if this time is used for creative pursuits, it becomes a learning experience. The holiday homework has been design to be a meaningful and creative exercise.

Do ensure the child is involved with your guidance.






NOTEBOOK WORK

**ENGLISH - Letter L,T AND I
(5 TIMES)**

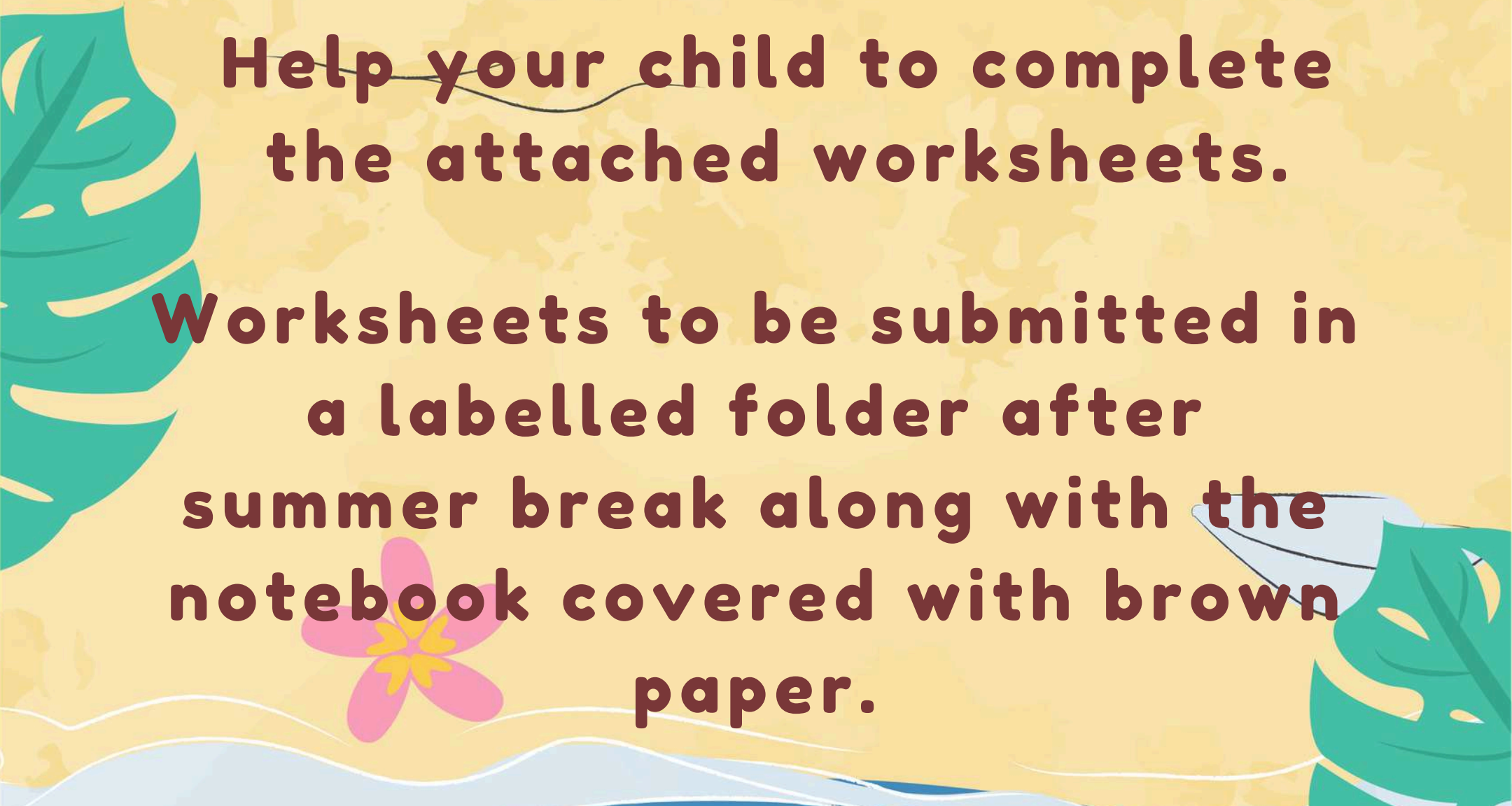
**MATHEMATICS - Digits 1,4
AND 7 (5 TIMES)**

**CRAFT ACTIVITY - Make two
hangings related to the
theme Transport or Animal
kingdom.**




**Written work is to be done
in separate thin notebook.
Kindly send two story books in
your child's bag to retain it for
the session.**



**Help your child to complete
the attached worksheets.**




**Worksheets to be submitted in
a labelled folder after
summer break along with the
notebook covered with brown
paper.**






TRACE THE STANDING LINES










TRACE THE SLEEPING LINES


















TRACE THE SLANTING LINES






TRACE THE CIRCLES



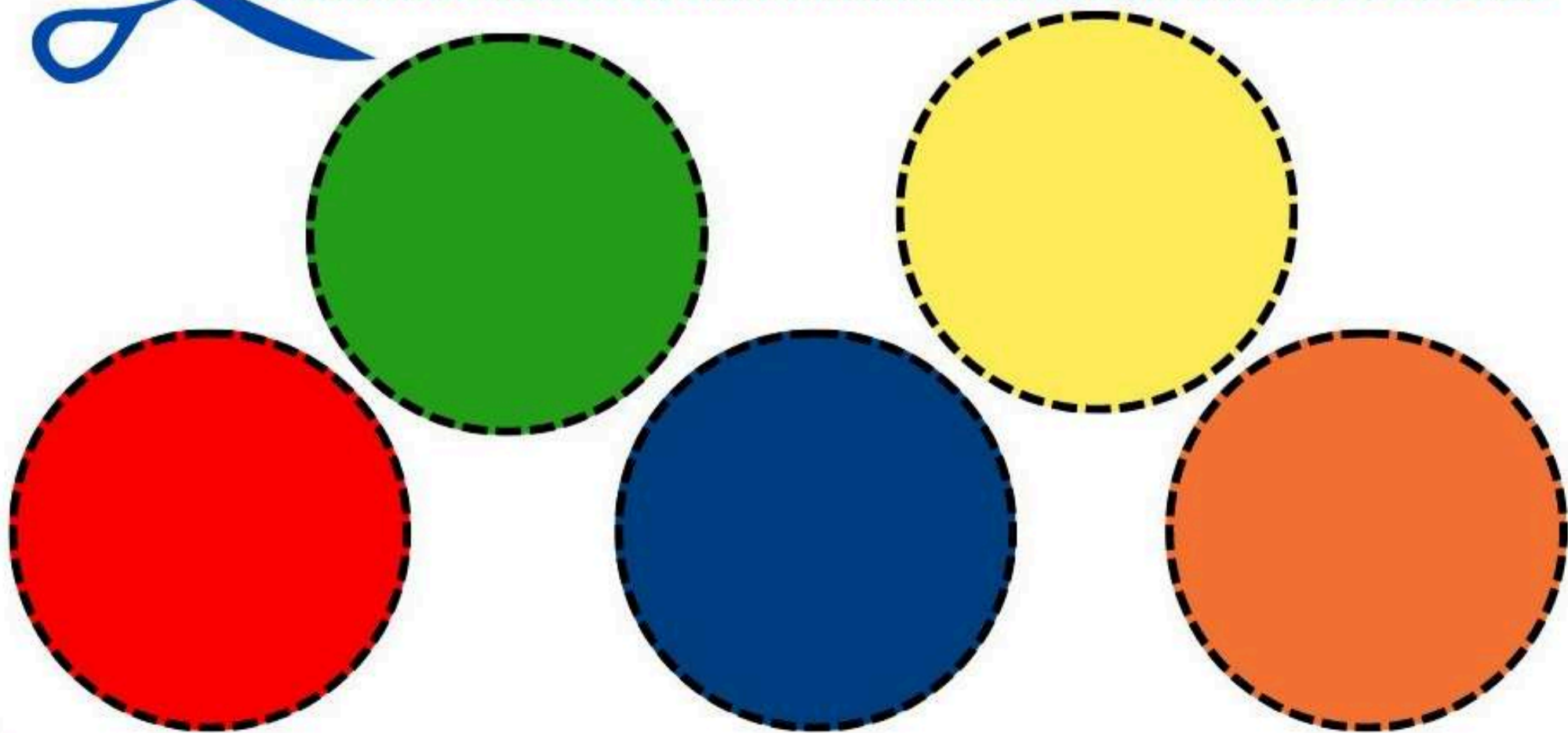
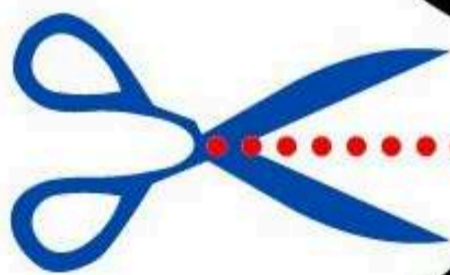




TRACE ALL THE STROKES





**CUT THE CIRCLES AT THE
BOTTOM AND PASTE THEM
IN THE CATERPILLAR**





Look for the letter L and colour it




L is for Lion

L N R T L B

X T L A T L

B L T L I T

D L T A B L



Look for the letter T and colour it




T is for Tree

T N R T E B


X T B A T F


B A T V I T

D A T A B T


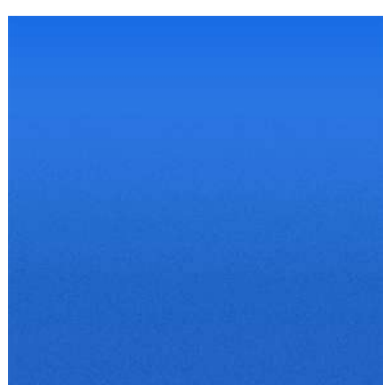


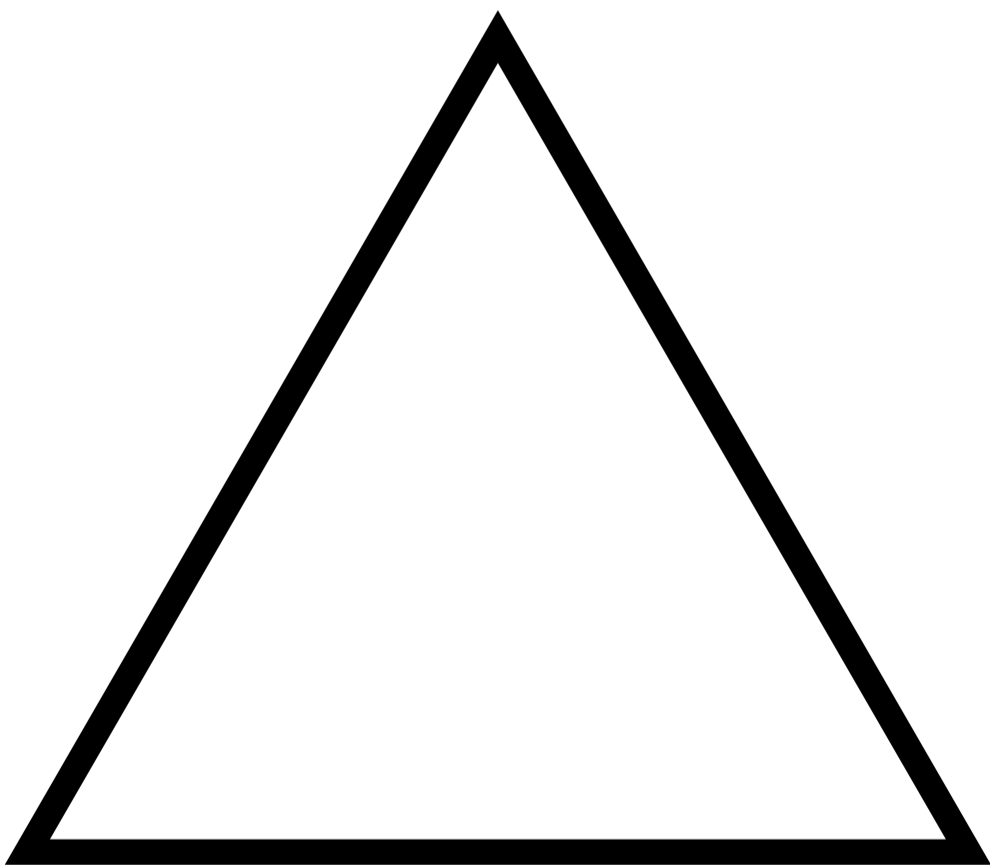





Activity- Tear and Paste
Tear the coloured paper and paste
it neatly in the given shape.








**Colour the shapes according
to the colour code given
below**






Pre number concept
Big and Small



Colour the big fish






Pre Number concept Tall and Short

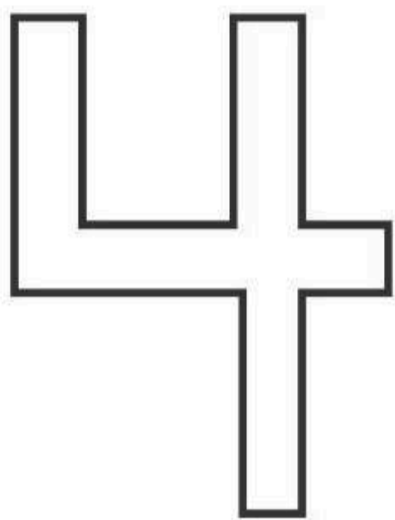
Colour the Tall things






LET'S TRACE COLOUR, COUNT AND WRITE

Let's colour




Count and colour the digit



Let's trace




Colour 4 frogs




Find and Colour digit 4










Complete the sequence





LET'S TRACE, COUNT AND WRITE

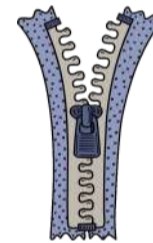




**Its time for
Tiny tasks, Big Learning
(links attached for
reference)**

➤ **Buttoning and Zipping
practice**

[https://youtu.be/F2XcWVjV5dM?
feature=shared](https://youtu.be/F2XcWVjV5dM?feature=shared)



➤ **Pouring water activity**

[https://youtu.be/A54PApxSHaU?
feature=shared](https://youtu.be/A54PApxSHaU?feature=shared)



➤ **Socks pair matching**


[https://youtu.be/BmyweJ9-Fr4?
si=ZXGfQMUUMKHAFXIu](https://youtu.be/BmyweJ9-Fr4?si=ZXGfQMUUMKHAFXIu)





➤ **Hand washing steps**


[https://youtu.be/UitUdTjhZz8?
si=jzMif7HfehuGwhgd](https://youtu.be/UitUdTjhZz8?si=jzMif7HfehuGwhgd)





SPOT THE DIFFERENCE AND CIRCLE IT





VISUAL LEARNING

LOOK AT THE PICTURES
AND NARRATE A STORY
TO YOUR CHILD

