



— In collaboration with —
Mayo College, 1875 AD

MAYOR WORLD SCHOOL
inspiring excellence

Holiday Homework KG-1 2026-27



Wishing you a joyful, safe, and enriching holiday! To keep the learning spirit alive during the break, kindly go through the homework and activities planned below. Please ensure that all work is done neatly, regularly, and joyfully.

English

- **Write A to Z (capital letters) three times.**
- **Write Print Letters Aa to Dd three times.**
- **Worksheets related to print letters-**
- **Aa, Bb, Cc, Dd (worksheets attached).**

Mathematics

- **Write Counting (1 to 30) three times.**
- **Fun with shapes – (worksheet attached).**
- **Pre number concepts (long & short) – (worksheet attached).**
- **Count and Write Number – (worksheet attached).**
- **Missing Numbers – (worksheet attached).**
- **"What Comes After"? (0 to 10) – (worksheet attached).**

ENVIRONMENT STUDIES

- **All about me (worksheet attached)**
- **Healthy & Unhealthy food (worksheet attached)**
- **Colour the fruits (worksheet attached)**
- **Weather (worksheet attached)**
- **Colouring worksheet (attached)**

To keep our little learners creatively engaged during the summer break, we are assigning a fun and simple project based on a specific theme. Kindly help your child in making 2 mobile hangings based on the theme provided.

Instructions for the mobile hanging:

- Use thick paper/card for each mobile hanging
- Let your child participate in colouring or decorating the mobile hanging.
- Submit the mobile hanging after the summer break.

1. Theme: Rainbow Theme

Make 2 mobile hangings for example : Raindrops, Colourful rainbow etc.

2. Theme : Garden Theme

Make 2 mobile hangings for example : Butterflies, flowers, bees, leaves etc.

3. Theme : Spring Theme

Make 2 mobile hangings for example : Flowers, ladybug, sun, caterpillar etc.



LEARNING OUTCOMES

- 1. Strengthens the parent-child bond through shared creative time.**

- 2. Develops fine motor skills through cutting, colouring, and assembling.**
- 3. Sparks creativity and imagination by designing theme-based crafts.**
- 4. Builds theme awareness of rainbows, gardens, and spring elements.**

ACTIVITY CHALLENGE

Summer holidays are a wonderful time for children to relax, explore, and learn through fun-filled activities. Kindly encourage your child to complete the following activities independently with gentle guidance. The focus is on creativity, conversation, confidence, and joyful learning.

1. Family Time & Life Skills

- Little Chef Activity**

Help your parents prepare a simple snack such as fruit chaat, sandwich, or lemonade. Paste pictures or sequence the steps orally.

- Helping Hands**

Help in small household tasks like arranging toys, folding napkins, watering plants, or keeping shoes properly.

- Game Time with Family**

Play an indoor game like Ludo, Carrom, or Puzzle Time with your family.

2. Good Habits & Values

- **Kindness Chart**

Record any 5 kind acts done during the holidays using smiley stickers or simple words.

- **Father's Day Card**

Make a colourful handmade card for your father and express your love with a simple message.

- **Magic Words Activity**

Practice and use words like Please, Sorry, Thank You, and Excuse Me daily.

- **Sharing is Caring**

Share your toys, books, or snacks with a sibling or friend.

3. Nature & Environment

- **Plant a Sapling**

Plant a seed or small plant and observe its growth for one week.

- **Leaf Printing Fun**

Collect different types of leaves and enjoy leaf printing by creating a beautiful cover page for your holiday homework notebook.

- **Bird Feeder**

Duration: 1st June to 30th June 2026

Follow these simple steps:

1. Look for birds around your home, balcony, garden, or nearby park.

2. Observe quietly in the morning or evening when birds are most active.

3. Count how many birds you see each time. You can count the same bird if you see it again on another day!

Record it like this in your notebook.

4. Reading & Language Development

- **Story Time**

Listen to or read one storybook with your parents.

- **Word Treasure**

Learn and speak new words with their meanings from the story books.

- **Picture Talk**

Show a picture and ask the child to speak 3-4 sentences about it.

Note for Parents:

- **Kindly ensure that the child enjoys the activities without pressure.**
- **Encourage neatness in presentation and participation.**
- **Holiday homework may be compiled in a scrapbook/file.**
- **Complete all attached worksheets carefully and colour wherever required.**
- **Kindly ensure that your child use a 2-in-1 notebook to complete their English and Mathematics work.**
- **Kindly ensure that your child brings two story books to School after the vacation for class library.**

Stay safe, stay creative

Name: _____

Date: _____

All About Me

My first name is _____
My last name is _____

My birthday is on: _____

I am a:
Girl
Boy

I am _____
years old.

My mummy's name is _____
My daddy's name is _____

I live _____

My parents' telephone number is _____

The name of my school is _____

My favorite color is _____

My favorite food is _____

Name: _____

Date: _____



WEATHER



★ Circle the object related to weather. ★



Name: _____

Date: _____



Shapes Fun




1 Identify the Shape

Circle the **Circle** 




Color the **Square** 



2 Match the Shape



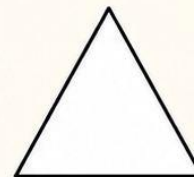
3 Color the Shapes



Circle = **Red** 



Square = **Blue** 



Triangle = **Yellow** 



Name: _____

Date: _____



Healthy or Unhealthy



Directions: Cut out the images and place them in the appropriate box.



Healthy Food



Unhealthy Food



Grapes



Ice cream



Apple



Burger



Carrot



Pizza



Cake









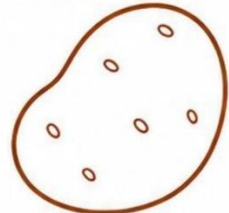








Cabbage

Name: _____

Date: _____

  **COLOUR THE FRUITS**  

 APPLE	 WATERMELON	 BANANA
 MANGO	 GRAPES	 ORANGE
 CARROT	 TOMATO	 CAPSICUM
 BROCCOLI	 BRINJAL	 POTATO

Name: _____

Date: _____



LONG & SHORT



Circle the **LONG** object.



Color the **SHORT** object.



SAME & DIFFERENT



Circle the **SAME** pictures.



Cross the **DIFFERENT** one.



Name: _____

Date: _____

Circle Matching Lowercase

A



b

a

e

B



c

d

b

C



c

f

e

D



b

d

p

Name: _____

Date: _____

WRITE MISSING NUMBERS

1 3 5

7 9

11 13 15

17 19

Name: _____

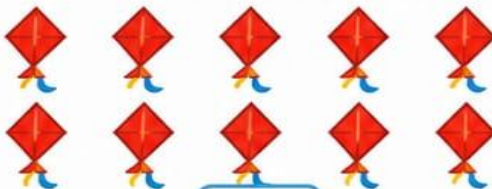


Date: _____

Numbers Practice

Counting 1 to 20.



Count and Write.



Name: _____

Date: _____

Name: _____

Date: _____

Aa



A is for

Apple



Let's write Aa

Color the pictures. Say each word.


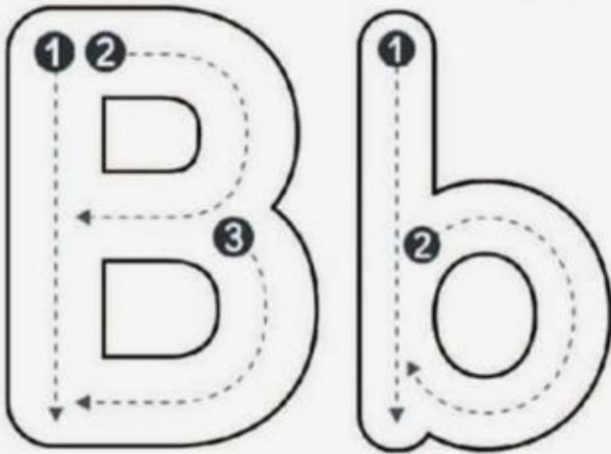


Circle every letter A or a.

A c a E A b a D
a B A d a C a A

Name: _____



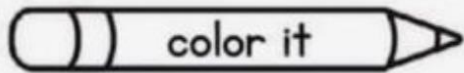
Date: _____



b is for bird



Let's write Bb


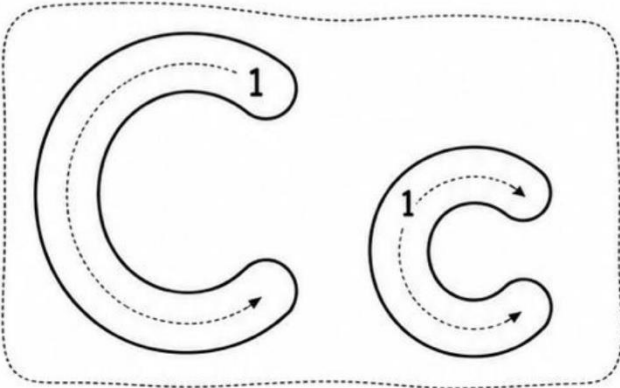


Name: _____

Date: _____



Letter Cc



C is for Cat

Write the letters.

C


c

Write the letters.

C

c

Color it.



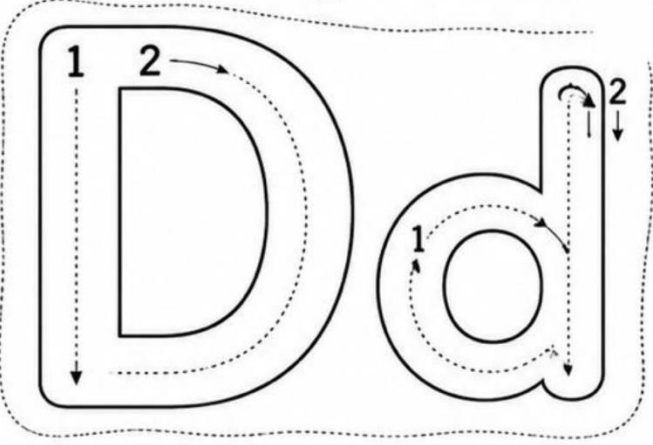
Circle the pictures that start with C.




Name: _____

Date: _____



☆☆☆ Letter Dd ☆☆☆









D is for Dog



Trace the letters.



















Write the letters.










Color it.

Circle the pictures that start with D.

Name _____

Date _____

Fill in the number that comes after.

