



— In collaboration with —
Mayo College, 1875 AD

MAYOR WORLD SCHOOL
inspiring excellence



SUMMER HOLIDAY HOMEWORK

KG II

2025-26

**Dear Parents,
Jai Hind!**

**Please find attached
the holiday homework
for the students of
KGII. May your summer
include lots of family
time, enjoyment,
laughter and fabulous
memories.
We wish you all a safe
and refreshing
summer!**





Section A: - Academic Worksheet

1. English, Hindi and Mathematics work relevant to the syllabus is given in the table and worksheets attached.
2. The holiday homework should be done in a three in one notebook for written work.
3. Format has been shared on page number 1-9 for written work.
4. Take the printouts of the worksheets and do the work in the worksheets under parent supervision.

Section B : Reading Time

Section C :- Art & Craft


Prepare an art & craft activity for Father's day.

Section D :- Mobile hangings and Life Skills

Make the mobile hangings as per the given instructions.

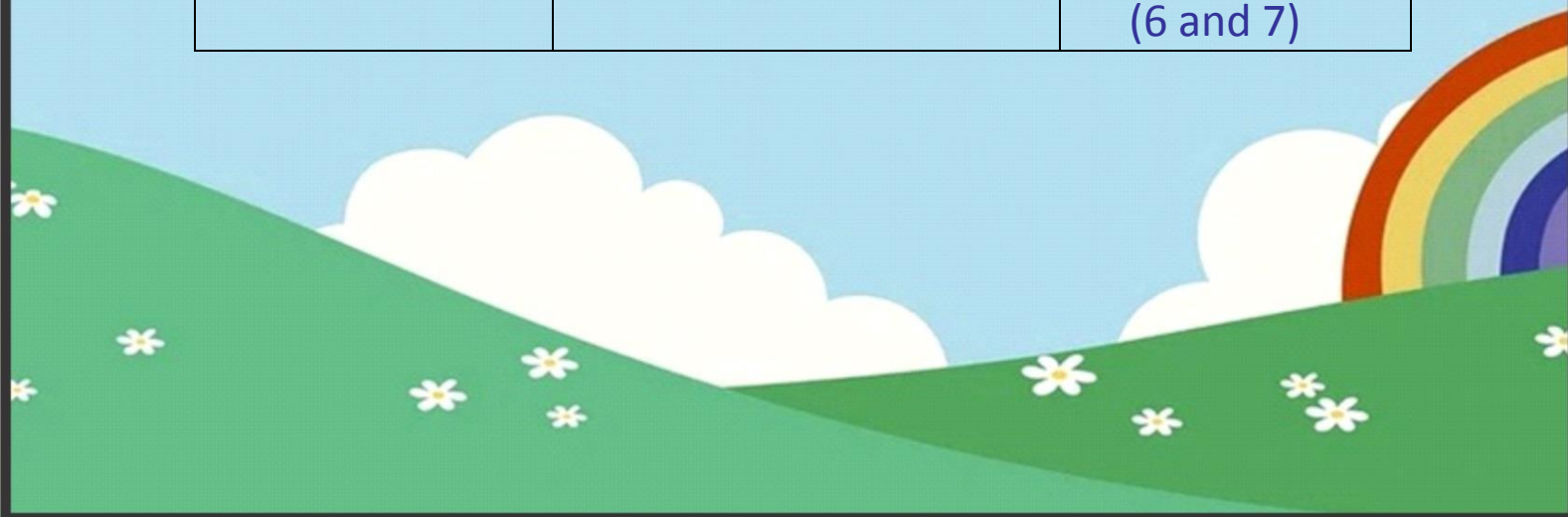
Section E:- Movie/Story Time/Family Time

Recall your childhood by watching these fantastic stories and movies with your child. Some movie recommendations are Rapunzel, Ginger Bread Man, Jumanji and Toy story.



Section A

Subject	Assignment	Practice
English	Recap of Aa to Zz (Format attached)	2 Times
	Recap of 'a' Family Words (Format attached)	2 Times
	Reading and writing of Sight Words (Format attached)	2 Times
Hindi	स्वर अ-अः	3 Times
	व्यंजन - क ख ग	3 Times
	स्वर और व्यंजन का पठन	
Mathematics	Counting 1-100	2 times
	Number Name One-Eleven	2 Times in notebook
	Reverse Counting 50-0	Worksheets Attached(1-3)
	Number Name One to Eleven	Worksheets Attached(4-5)
	What Comes Before Between and After?	Worksheets Attached (6 and 7)



Aa - Zz

Aa

Bb

Cc

Dd

Ee

Ff

Gg

Hh

Ii

Jj

Kk

Ll

Mm

Nn

Oo

Pp

Qq

Rr

Ss

Tt

Uu

Vv

Ww

Xx

Yy

Zz

Reading of 'a' Family Words

ab	ad	ag	am	an
cab	bad	bag	dam	ban
dab	dad	lag	ham	can
lab	had	nag	jam	fan
nab	lad	rag	ram	man
tab	mad	tag	yam	pan
crab	pad	wag	clam	ran
grab	sad	drag	pram	tan
slab	glad	flag	cram	van

ap	ar	at	ay	all
cap	bar	bat	bay	ball
gap	car	cat	day	call
lap	far	fat	hay	fall
map	jar	hat	lay	hall
nap	par	mat	May	mall
tap	tar	pat	pay	tall
clap	scar	rat	ray	wall
snap	star	sat	say	stall

'ab' and 'ad' Word Family

'ab' words

cab

dab

lab

nab

tab

crab

grab

slab

'ad' words

bad

dad

had

lad

mad

pad

sad

glad

Sight Words

I

a

am

an

as

at

in

is

Sight Words

it

on

of

the

and

the

He

She

स्वर अ-अः

अ आ इ ई

उ ऊ ऋ ए

ऐ ओ औ अं

अः

व्यंजन क - ग

क

ख

ग

Worksheet

Missing Reverse Counting 50 to 1

50			20	
	39			9
		28		
47			17	
	36			
45		25		5
			14	
	33			
		22		
41			11	1

Worksheet

Missing Reverse Counting (50-1)

50					45				
----	--	--	--	--	----	--	--	--	--

40			37		35			32	
----	--	--	----	--	----	--	--	----	--

30		28							21
----	--	----	--	--	--	--	--	--	----

20						14			
----	--	--	--	--	--	----	--	--	--

10				6					
----	--	--	--	---	--	--	--	--	--

Worksheet

**Read the Number Name and colour
the correct digit**

THREE

(3) (7) (4)

EIGHT

(9) (8) (5)

FIVE

(10) (5) (9)

SEVEN

(8) (3) (7)

TWO

(2) (8) (3)

NINE

(6) (9) (5)

SIX

(2) (6) (9)

FOUR

(3) (7) (4)

ONE

(8) (1) (2)

TEN

(4) (7) (10)

Worksheet





Circle the correct Number Name

3	<u>three</u> two seven
1	five one ten
8	four two eight
6	two six seven
9	one nine four
5	five seven ten
2	three eight two
4	ten six four










Worksheet

What comes Before and After?

What comes after?



What comes before?



Worksheet

What comes Before and After?

12	
----	--

22	
----	--

34	
----	--

38	
----	--

19	
----	--

15	
----	--

27	
----	--

45	
----	--

8	
---	--

24	
----	--

36	
----	--

39	
----	--

42	
----	--

47	
----	--

49	
----	--

19	
----	--

Section B

Reading Time



- Kindly read any five age-appropriate stories and discuss the learning from the same with your parents.
- Daily reading of 'a' family words from Read With Roxan.
- Reading of स्वर और व्यंजन from Hindi reading book.
- Arrange any two reading books that are age appropriate to be submitted in the school after summer vacations.

Section C

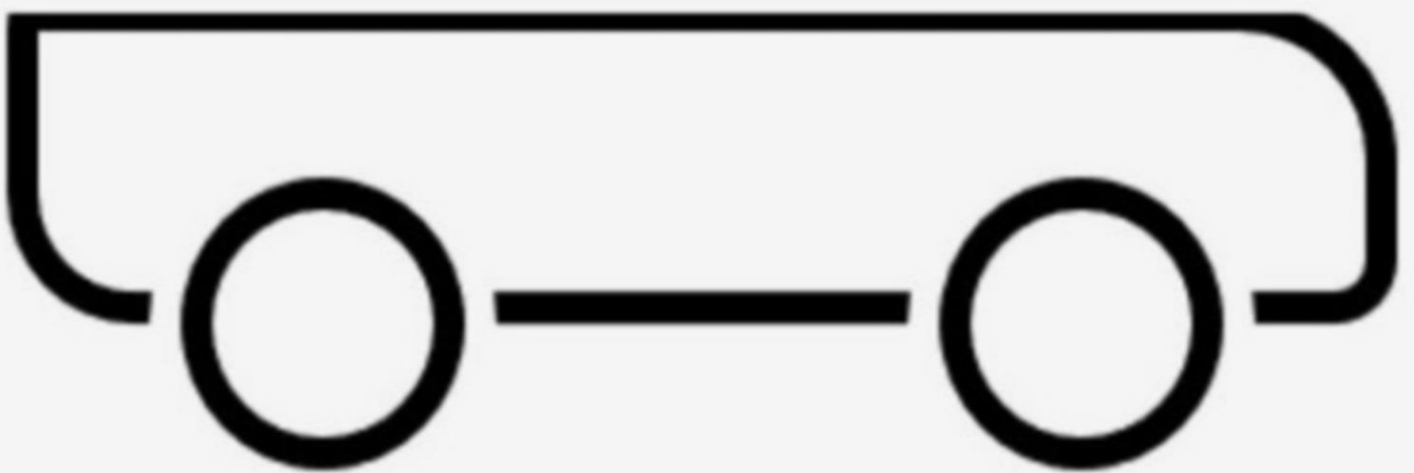
Art and

Craft



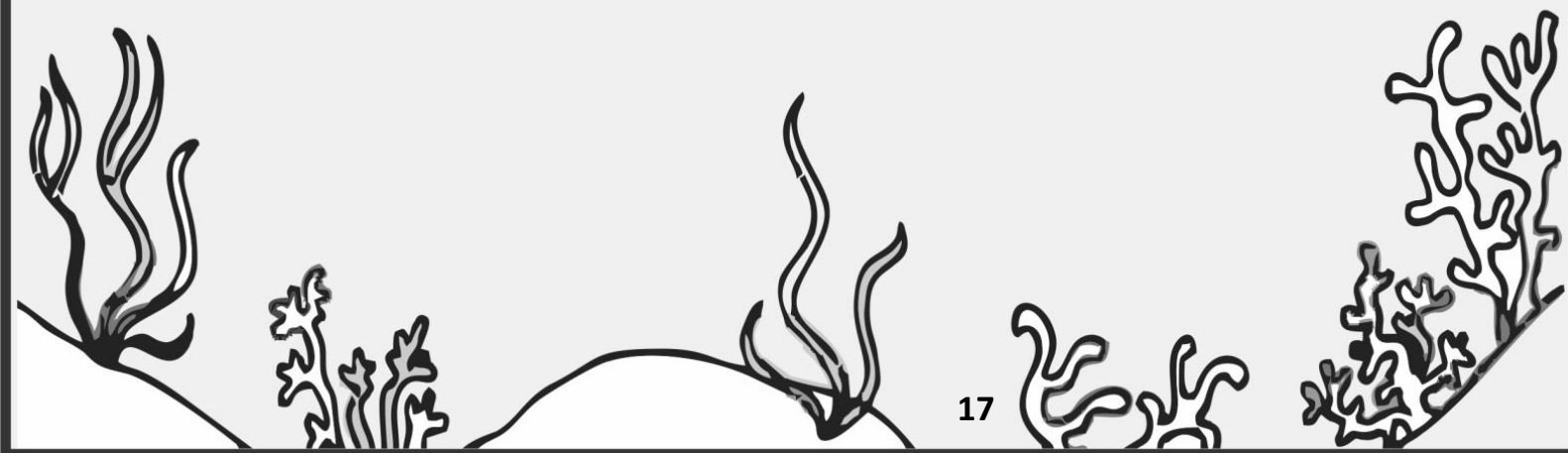

THINK OUTSIDE THE BOX

Finish the drawing. It is NOT a car!



It is a _____.

What is under the sea?



कविता पढ़े और एक कागज़ की नाव बनाएँ

काला-काला बादल आया,
आसमान पर छाया,
झम-झम बरसात लाया,
कमला जा,
कागज़ ला,
नाव बना,



अब जल पर यह नाव चला ।

बरसात के दृश्य का चित्र बनाकर उसमें रंग भरे और अपनी
नाव चिपकाएँ:

A large empty rectangular box with a black border, intended for students to draw a picture of rain and attach their paper boat.

Read and Draw


Pat is a fat cat.

Pat can see a rat.

The rat is fat like
Pat.

The fat rat sat
on a mat.

Pat sat on the rat.



Show Your Creativity

1. Kindly take the printout of the worksheets and follow the instructions as mentioned.
2. You may colour the picture by using crayons, pencil colours, paints or water colours.
3. To show your creativity you may use glitters, pencil shavings, crayon shavings etc.

Father's Day Craft

Parents are the guiding force for their child. They play an integral part in motivating a child to grow and prosper. A child looks upon the father as a source of inspiration. It is time to honour all fathers, grandfathers and father figures for their contribution, on the occasion of Father's Day. Father's Day is observed on 15th June, 2025.

So on this Father's Day with the help of your mum you can create any one of the crafts given below and gift it to your father.



Section D

Flash Cards

ACTIVITY: FLASH CARD MAKING



Make 4 Mobile hangings with the following themes:

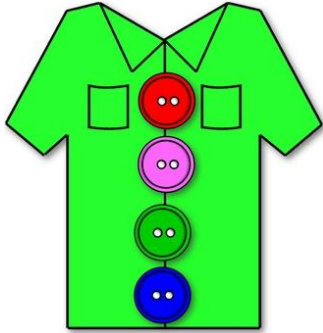
- 1. Animal Kingdom (Roll No. 1-5)**
- 2. Community Helpers (Roll No. 6-11)**
- 3. Our Incredible India (Roll No. 12-17)**
- 4. Monsoon (Roll No. 18-22)**

Kindly note:

- **Size of Mobile hangings should be 20x20 cm**
- **Use Cartridge sheet (white) to make the Mobile hanging.**
- **Draw or print the picture related to the theme.**
- **Colour it using crayon, paint or pencil colours.**
- **Each child will make 4 mobile hangings of each theme.**

LIFE SKILLS

Life Skills refer to the skills which help the child to become confident and independent in life. Encourage your child to do the following activities:-



Button your shirt



Learn to make your bed



Learn to fold clothes



Dress yourself



Arrange your books neatly



Learn to set the table



Chew with your mouth closed



Tie your shoelaces

MY VACATION JOURNAL



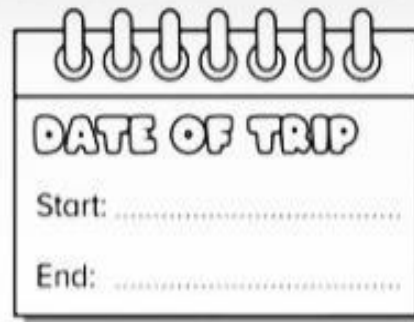
NAME

.....

LOCATION

.....

.....




DATE OF TRIP

Start:


End:



I TRAVELLED BY:



I STAYED IN:



THE WEATHER WAS:



MY TRAVEL BUDDIES

.....

.....

.....



MY BEST DAY

.....

.....

.....

.....



MY FAV FOOD

.....

NUMBER OF DAYS AWAY



RATE YOUR TRIP



**Parents are
requested
to arrange all the
worksheets
attached and put the same
in a well labelled folder to
be deposited to the
Grade Incharge after summer
vacations.**

