


# HOLIDAY HOMEWORK

## GRADE NURSERY






# SUMMER

**Lie back on the fresh cut  
grass and look up to the sky**

**Summer sunshine warms my  
face as butterflies fly by.**



**I rest my head think about the  
things that make me smile**



**Summer sunshine always  
makes the words so nice and  
bright.**



**Thank you summer for the sun  
and all the reasons why summer is  
the best of all the seasons that  
go by.**










**Dear Parents,  
Jai Hind!**

**Vacation is a time to  
reinvigorate and revive.  
However the duties of a  
student must not be  
forgotten either. A balance,  
therefore between,  
recreation and work must be  
found to ensure a break that  
is productive as well as  
relaxing.**



**Holidays are meant for  
enjoyment and if this time is  
used for creative pursuits, it  
becomes a learning  
experience. The holiday  
homework has been design to  
be a meaningful and creative  
exercise.**

**Do ensure the child is  
involved with your guidance.**





## **NOTEBOOK WORK**

**ENGLISH - Letter L,T AND I  
(5 TIMES)**

**MATHEMATICS - Digits 1,4  
AND 7 (5 TIMES)**


**CRAFT ACTIVITY - Make two  
mobiles related to the theme  
Community helpers or Animal  
kingdom.**



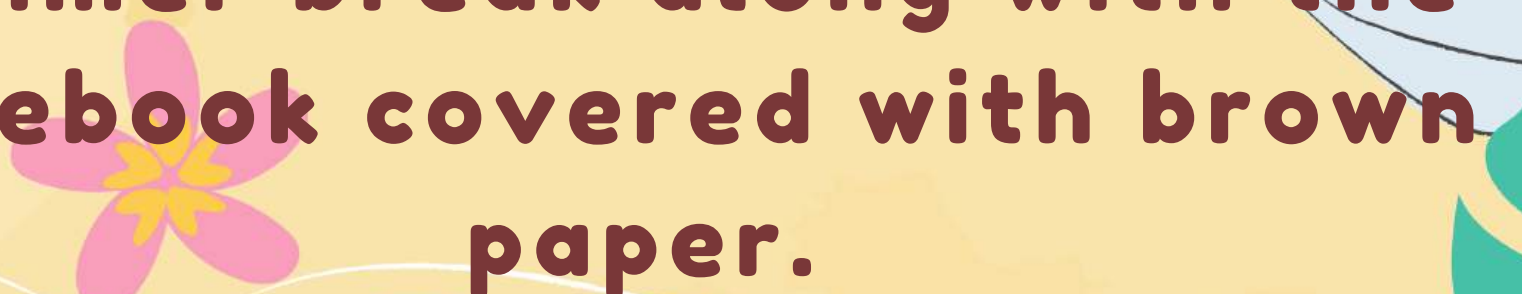
**Written work is to be done  
in separate thin notebook.**

**Kindly send two story books in  
your child's bag to retain it for  
the session.**


**Help your child to complete  
the attached worksheets.**





**Worksheets to be submitted in  
a labelled folder after  
summer break along with the  
notebook covered with brown  
paper.**







# TRACE THE STANDING LINES










# TRACE THE SLEEPING LINES




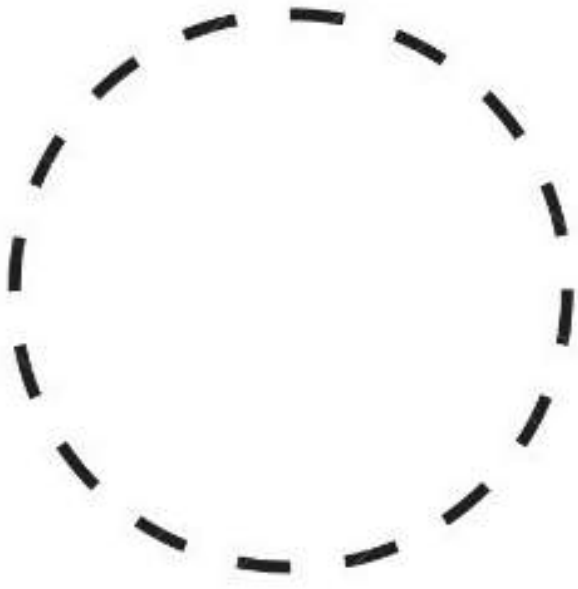
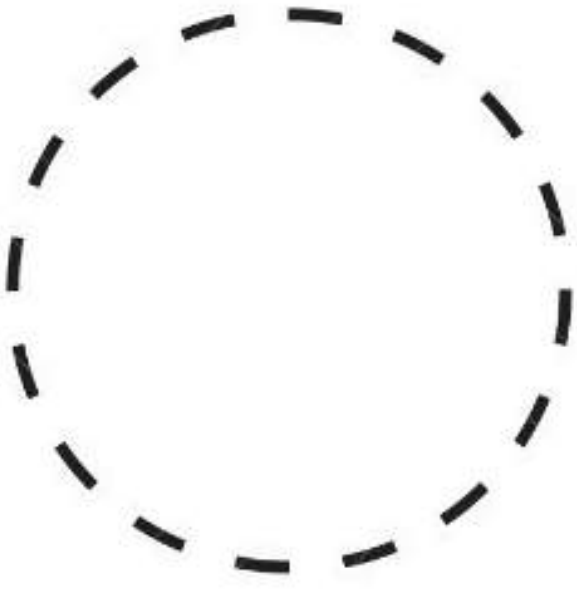

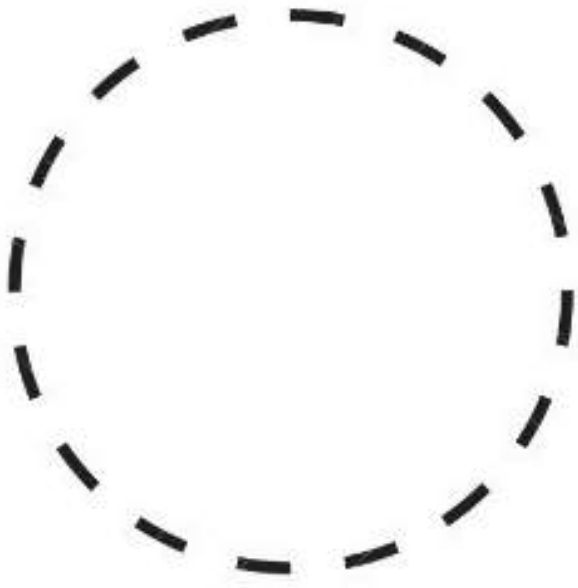





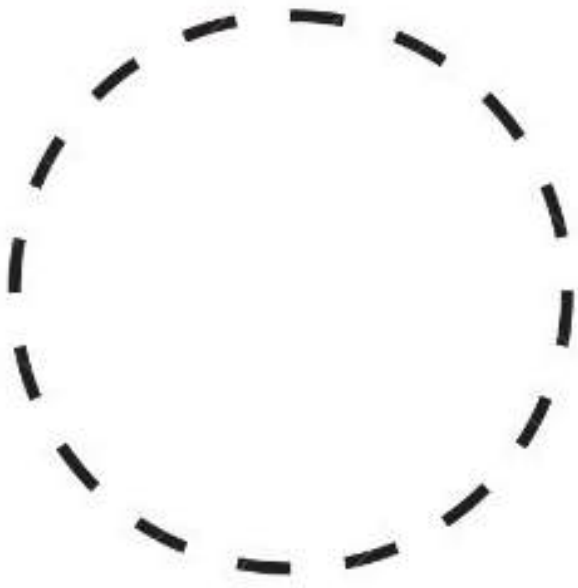



# TRACE THE SLANTING LINES





# TRACE THE CIRCLES



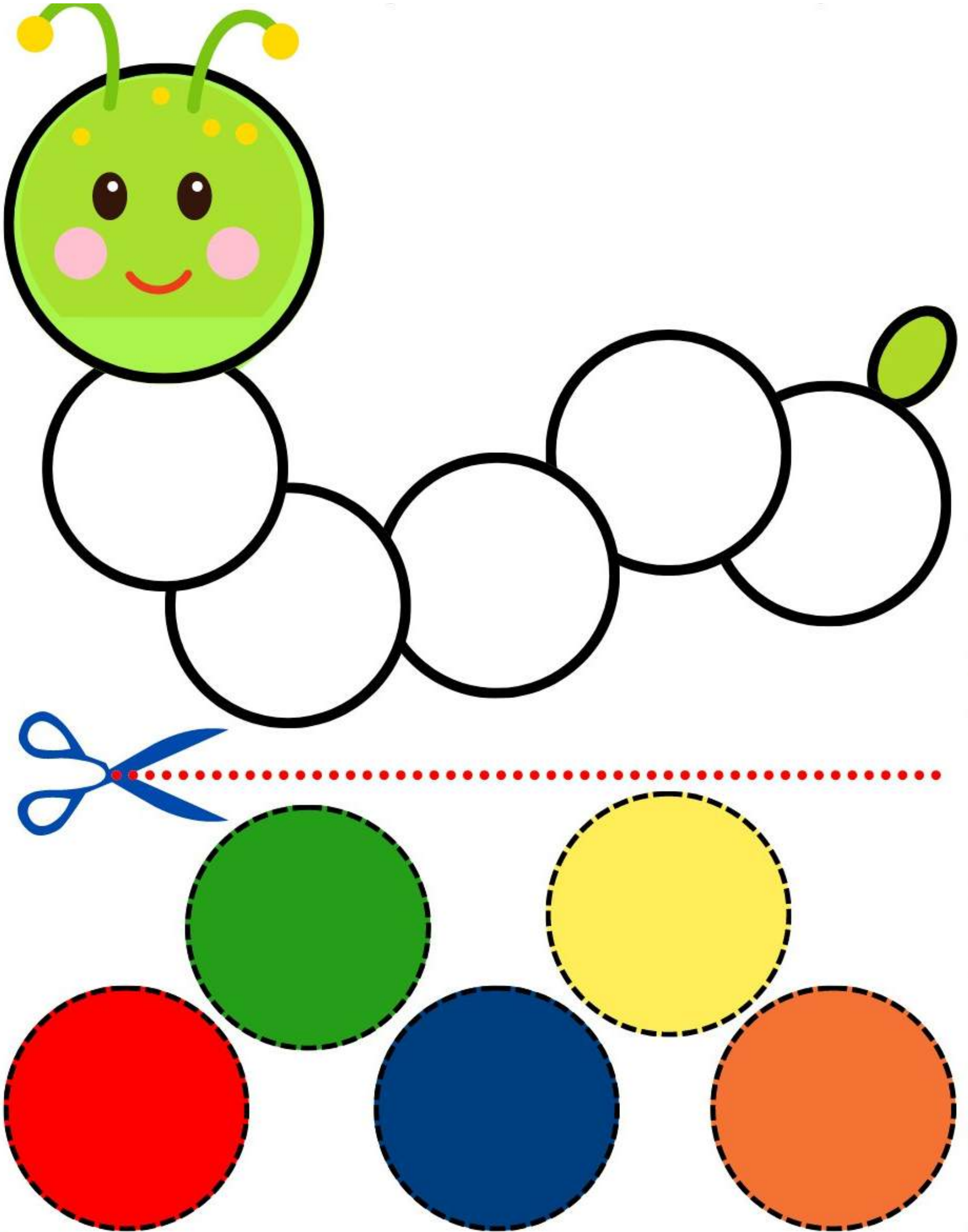




# TRACE ALL THE STROKES



**CUT THE CIRCLES AT THE  
BOTTOM AND PASTE THEM  
IN THE CATERPILLAR**





Look for the letter L and colour it



L is for Lion

.....

L	N	R	T	L	B
---	---	---	---	---	---

.....

X	T	L	A	T	L
---	---	---	---	---	---

.....

B	L	T	L	I	T
---	---	---	---	---	---

.....

D	L	T	A	B	L
---	---	---	---	---	---





Look for the letter T and colour it



T is for Tree

.....

T	N	R	T	E	B
---	---	---	---	---	---

.....


X	T	B	A	T	F
---	---	---	---	---	---

.....


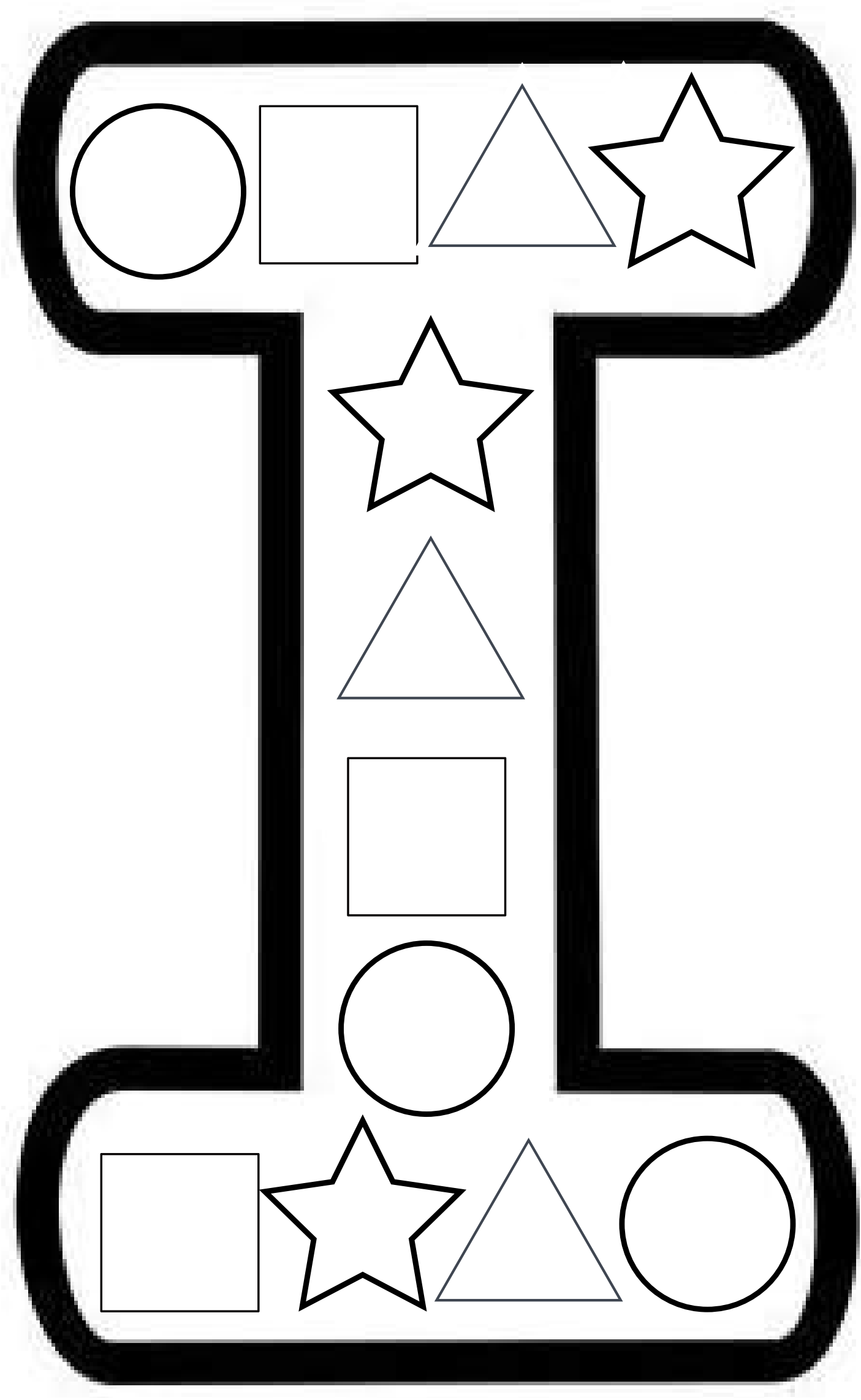
B	A	T	V	I	T
---	---	---	---	---	---

.....

D	A	T	A	B	T
---	---	---	---	---	---

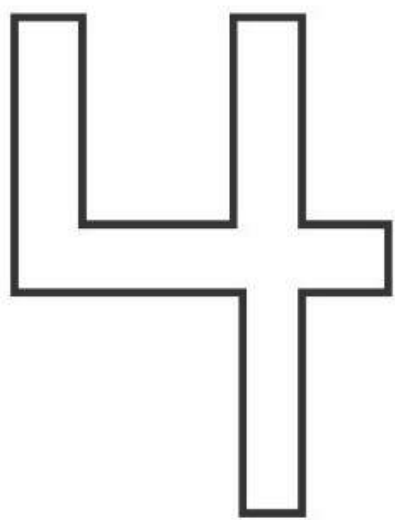


**Colour the shapes in the letter according to the colour code.**




LET'S TRACE  
COLOUR,COUNT AND  
WRITE

Let's colour




Count and colour the digit




Let's trace




Colour 4 frogs



Find and Colour digit 4



Complete the sequence







# LET'S TRACE,COUNT AND WRITE




7

7



7


7

7



**SPOT THE  
DIFFERENCE AND  
CIRCLE IT**





# VISUAL LEARNING

LOOK AT THE PICTURES  
AND NARRATE A STORY  
TO YOUR CHILD

